
















# 5180



## Size

MM 8,0X 8,0
MM 14,0X 14,0

## Colour

 Crystal (001)	<input type="checkbox"/>	<input type="checkbox"/>
 Crystal AB (001 AB)	<input type="checkbox"/>	<input type="checkbox"/>
 Crystal Bronze Shade (001 BRSH)	<input type="checkbox"/>	<input type="checkbox"/>
 Crystal Copper (001 COP)	<input type="checkbox"/>	<input type="checkbox"/>
 Crystal Golden Shadow (001 GSH)	<input type="checkbox"/>	<input type="checkbox"/>
 Crystal Red Magma (001 REDM)	<input type="checkbox"/>	<input type="checkbox"/>
 Crystal Silver Night (001 SINI)	<input type="checkbox"/>	<input type="checkbox"/>
 Crystal Silver Shade (001 SSHA)	<input type="checkbox"/>	<input type="checkbox"/>
 Jet (280)	<input type="checkbox"/>	<input type="checkbox"/>
 Amethyst (204)	<input type="checkbox"/>	<input type="checkbox"/>
 Jonquil (213)	<input type="checkbox"/>	<input type="checkbox"/>
 Light Sapphire (211)	<input type="checkbox"/>	<input type="checkbox"/>
 Peridot (214)	<input type="checkbox"/>	<input type="checkbox"/>
 Rosaline (508)	<input type="checkbox"/>	<input type="checkbox"/>
 Sapphire (206)	<input type="checkbox"/>	<input type="checkbox"/>